

## Mathematics STAAR® Workstations Volume 4 Features

### Probability of Compound Events

TEKS 7(6)(I)  
Reporting Category 1  
Probability and Numerical Representations

#### Materials For the folder

- Workstation document
- Red folder
- Red cardstock for answer key cover
- Additional red cardstock
- Hook-and-loop dot
- Packing tape
- Plastic sandwich bag
- Dry-erase markers

**Materials** listed aid in activity preparation.

A different color folder is used for each reporting category to aid in organization. Manila folders may also be used.

Each activity addresses a specific student expectation that is reflected in the content objective(s).

1. Print the workstation document.
2. Cut out, arrange, and glue the *Cover* to the front of the folder.
3. Cut out and glue the *Folder Tab Label* to the tab of the folder.

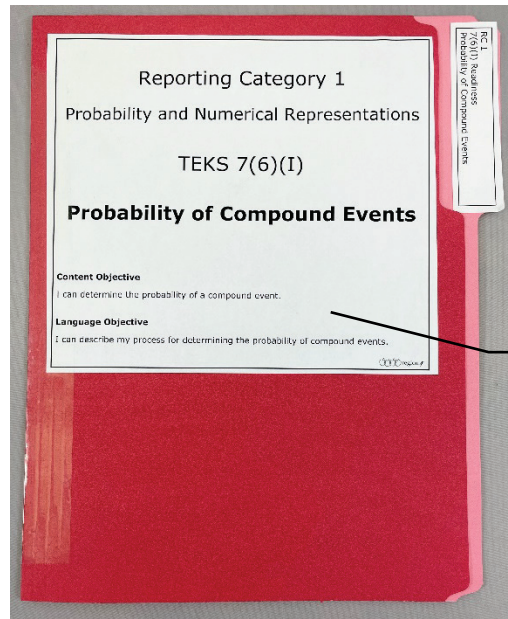
The titles of **Activity Masters** and **Student Pages** are printed in italics for ease of reference.

#### Reporting Category Folder Color Recommendations

- Reporting Category 1: Red Folders
- Reporting Category 2: Yellow Folders
- Reporting Category 3: Green Folders
- Reporting Category 4: Blue Folders

# Mathematics STAAR® Workstations Volume 4 Features

## Front Cover



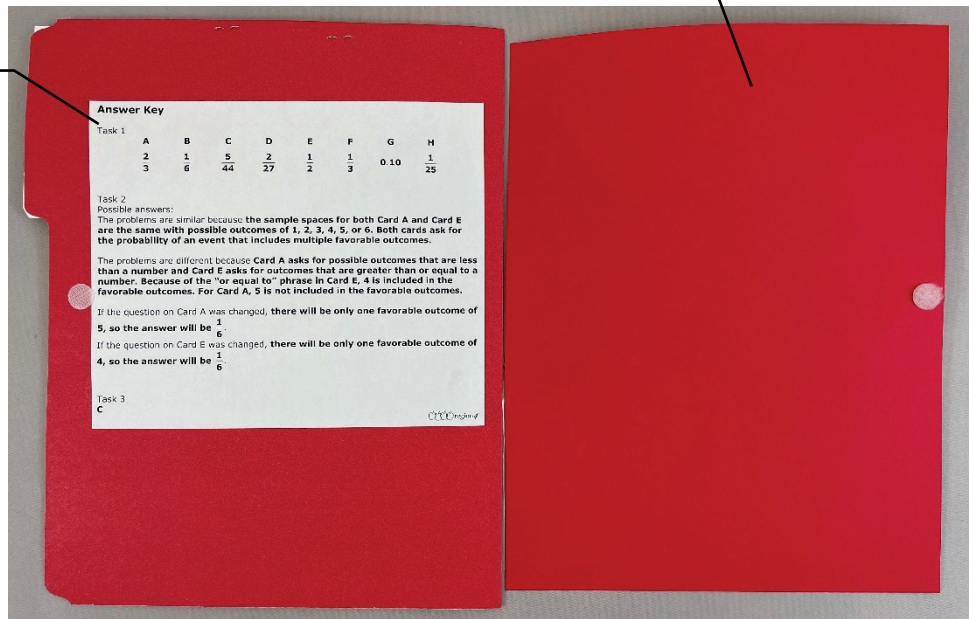
**Folder Tab Labels** are provided to aid in organization of folders.

**Content Objective and Language Objective** describe the focus of the TEKS-based activity in student-friendly language.

## Back Cover

**Cardstock Cover** keeps an answer key secure until students are ready to check their work.

The **Answer Key** allows students to self-check their answers to each task.

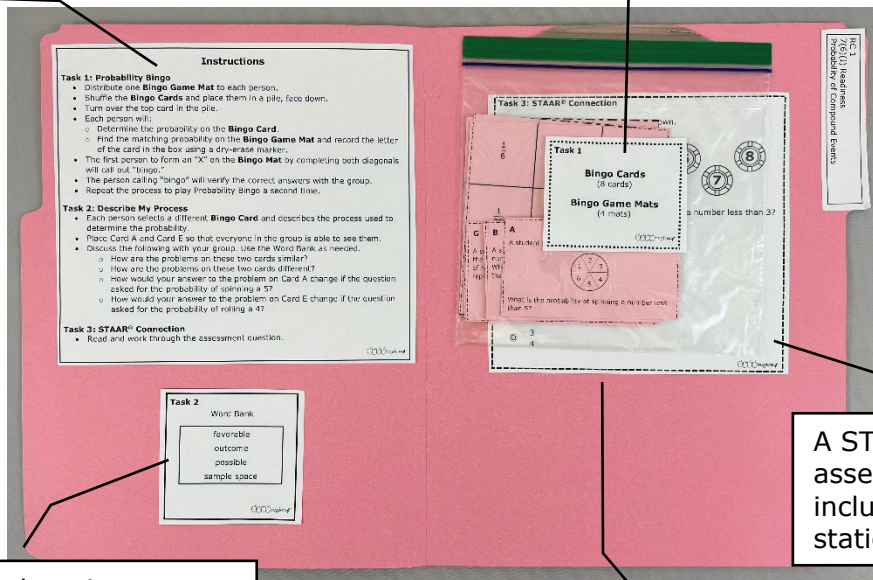


# Mathematics STAAR® Workstations Volume 4 Features

## Inside Folder

Each workstation includes step-by-step instructions to aid students in completing each task.

Some workstations include card sorts or have other manipulatives. Cards are stored in the folder either in a pocket (created using cardstock or an envelope) or in a resealable plastic bag.



A STAAR® formatted assessment item is included in each station.

Each workstation includes a literacy component to promote understanding and academic vocabulary.

Varied border designs are used to distinguish tasks.

Name: \_\_\_\_\_ Date: \_\_\_\_\_

**Probability of Compound Events Recording Sheet**

**Task 1: Probability Bingo**

Card _____	Card _____
Card _____	Card _____
Card _____	Card _____

**Task 2: Describe My Process.**

The problems are similar because . . .

The problems are different because . . .

If the question on Card A was changed, . . .

If the question on Card E was changed, . . .

**Task 3: STAAR® Connection**

The answer is \_\_\_\_\_ because . . .

©2023 Region 1 Education Service Center

Each workstation includes a reproducible master that provides students with a study guide.