

Mathematics STAAR® Workstations Volume 4 Features

Composing and Decomposing Fractions

TEKS 3(3)(D)
Reporting Category 1
Numerical Representations and Relationships

Materials
For the folder

- Workstation document
- Red folder
- Red cardstock for answer key cover
- Hook-and-loop dot
- Packing tape
- Plastic sandwich bag
- Transparency
- Dry-erase markers
- Paper clip
- Two-color counters, 10

Materials listed aid in activity preparation.

Each activity addresses a specific student expectation that is reflected in the content objective(s).

A different color folder is used for each reporting category to aid in organization. Manila folders may also be used.

1. Print the workstation document.
2. Cut out, arrange, and glue the *Cover* to the front of the folder.
3. Cut out and glue the *Folder Tab Label* to the tab of the folder.

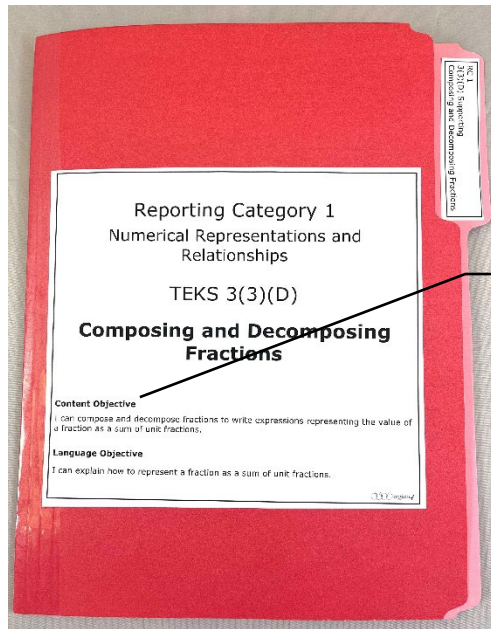
The titles of **Activity Masters** and **Student Pages** are printed in italics for ease of reference.

Reporting Category Folder Color Recommendations

- Reporting Category 1: Red Folders
- Reporting Category 2: Yellow Folders
- Reporting Category 3: Green Folders
- Reporting Category 4: Blue Folders

Mathematics STAAR® Workstations Volume 4 Features

Front Cover




Folder Tab Labels are provided to aid in organization of folders.

Content Objective and **Language Objective** describe the focus of the TEKS-based activity in student-friendly language.

Back Cover

The **Answer Key** allows students to self-check their answers to each task.



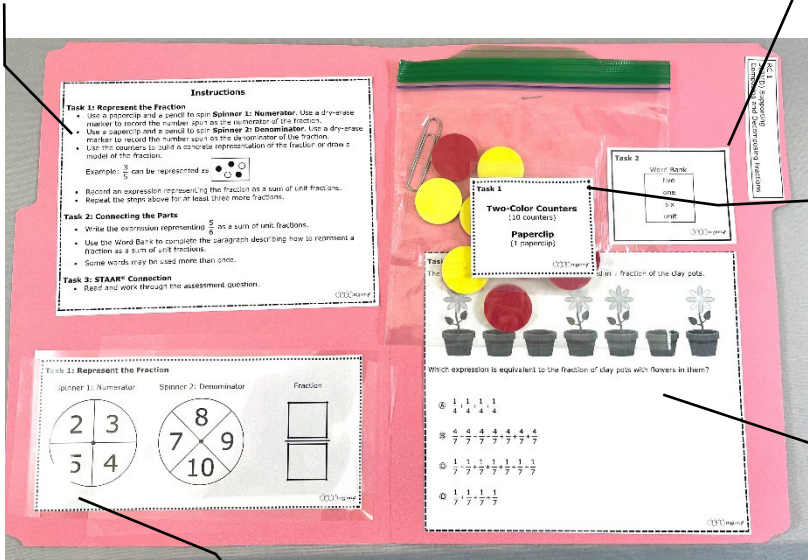
Cardstock Cover keeps an answer key secure until students are ready to check their work.

Mathematics STAAR® Workstations Volume 4 Features

Inside Folder

Each workstation includes step-by-step instructions to aid students in completing each task.

Each workstation includes a literacy component to promote understanding and academic vocabulary.



Some workstations include card sorts or have other manipulatives. Cards are stored in the folder either in a pocket (created using cardstock or an envelope) or in a resealable plastic bag.

Varied border designs are used to distinguish tasks.

A STAAR® formatted assessment item is included in each station.

Name: _____ Date: _____

Composing and Decomposing Fractions Recording Sheet

Task 1: Represent the Fraction

a) $\frac{3}{4} =$ _____

b) $\frac{3}{4} =$ _____

c) $\frac{3}{4} =$ _____

d) $\frac{3}{4} =$ _____

Task 2: Connecting the Parts

The expression representing $\frac{3}{4}$ as a sum of unit fractions is: _____

To represent the fraction $\frac{3}{4}$ using counters, use a total of _____ counters.

_____ of the counters are one color and _____ counter is a different color.

The expression representing this fraction as a sum of _____ fractions contains a total of _____ fractions. All of the fractions have a denominator of _____ and a numerator of _____.

Task 3: STAAR® Connection

The answer is _____ because . . .

©2013 Tarrant County Education Service Center

Each workstation includes a reproducible master that provides students with a study guide.