

Mathematics STAAR® Workstations Volume 4 Features

Place Value Understandings

TEKS 4(2)(B)

Reporting Category 1

Numerical Representations and Relationships

Each activity addresses a specific student expectation that is reflected in the content objective(s).

Materials For the folder

- Workstation document
- Red folder
- Red cardstock for answer key cover
- Additional red cardstock
- Hook-and-loop dot
- Packing tape
- Plastic sandwich bag
- Transparency
- Dry-erase markers
- Paper clip

Materials listed aid in activity preparation.

A different color folder is used for each reporting category to aid in organization. Manila folders may also be used.

1. Print the workstation document.
2. Cut out, arrange, and glue the *Cover* to the front of the folder.
3. Cut out and glue the *Folder Tab Label* to the tab of the folder.

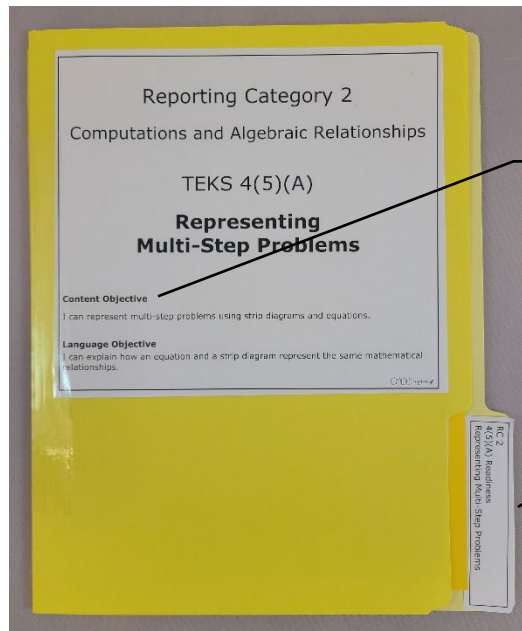
The titles of **Activity Masters** and **Student Pages** are printed in italics for ease of reference.

Reporting Category Folder Color Recommendations

- Reporting Category 1: Red Folders
- Reporting Category 2: Yellow Folders
- Reporting Category 3: Green Folders
- Reporting Category 4: Blue Folders

Mathematics STAAR® Workstations Volume 4 Features

Front Cover

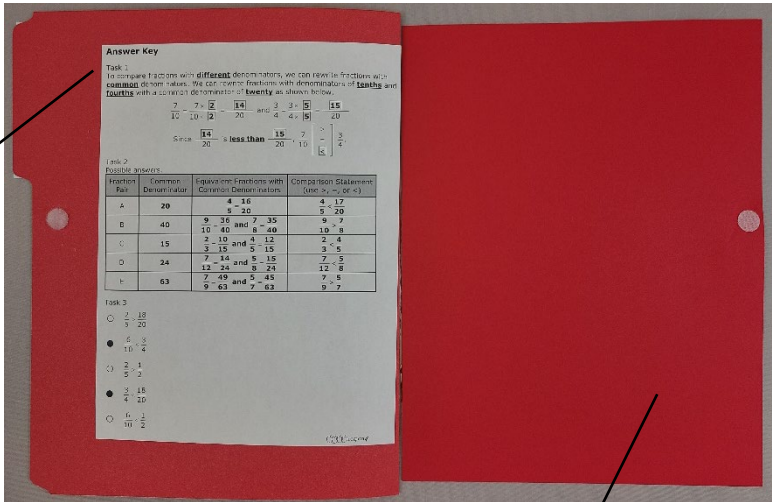


Content Objective and **Language Objective** describe the focus of the TEKS-based activity in student-friendly language.

Folder Tab Labels are provided to aid in organization of folders.

Back Cover

The **Answer Key** allows students to self-check their answers to each task.



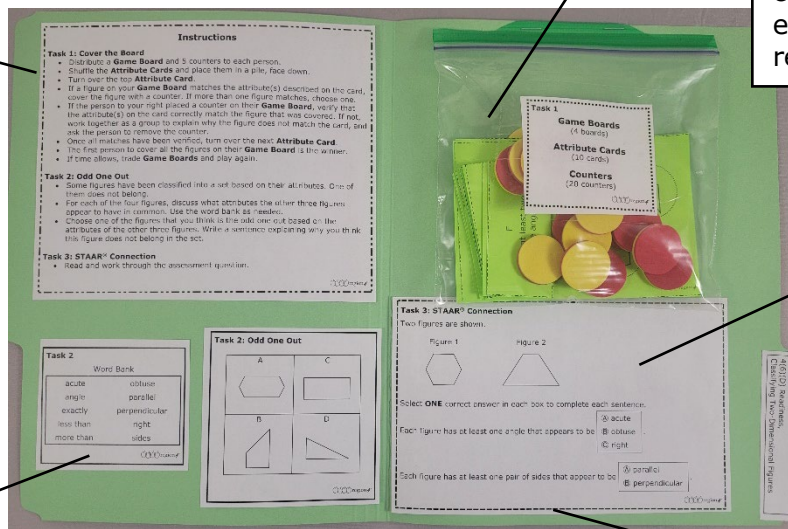
Cardstock Cover keeps an answer key secure until students are ready to check their work.

Mathematics STAAR® Workstations Volume 4 Features

Inside Folder

Each workstation includes step-by-step instructions to aid students in completing each task.

Some workstations include card sorts or have other manipulatives. Cards are stored in the folder either in a pocket (created using cardstock or an envelope) or in a resealable plastic bag.



A STAAR® formatted assessment item is included in each station.

Each workstation includes a literacy component to promote understanding and academic vocabulary.

Varied border designs are used to distinguish tasks.

Name: _____ Date: _____

Classifying Two-Dimensional Figures Recording Sheet

Task 2: Odd One Out

When the figures are classified by _____, figure _____ does not belong because the other figures appear to have . . .

Task 3: STAAR® Connection

Select **ONE** correct answer in each box to complete each sentence.

Each figure has at least one angle that appears to be acute obtuse right

Each figure has at least one pair of sides that appear to be parallel perpendicular

I know my answers are correct because . . .

© 2013 Texas Education Service Center

Each workstation includes a reproducible master that provides students with a study guide.