

Mathematics STAAR® Workstations Volume 4 Features

Generating Numerical Patterns

TEKS 5(4)(C)
Reporting Category 2
Computations and Algebraic Relationships

Each activity addresses a specific student expectation that is reflected in the content objective(s).

Materials For the folder

- Workstation document
- Yellow folder
- Yellow cardstock for answer key cover
- Additional yellow cardstock
- Hook-and-loop dot
- Packing tape
- Plastic sandwich bag
- Dry-erase markers

Materials listed aid in activity preparation.

A different color folder is used for each reporting category to aid in organization. Manila folders may also be used.

1. Print the workstation document.
2. Cut out, arrange, and glue the *Cover* to the front of the folder.
3. Cut out and glue the *Folder Tab Label* to the tab of the folder.

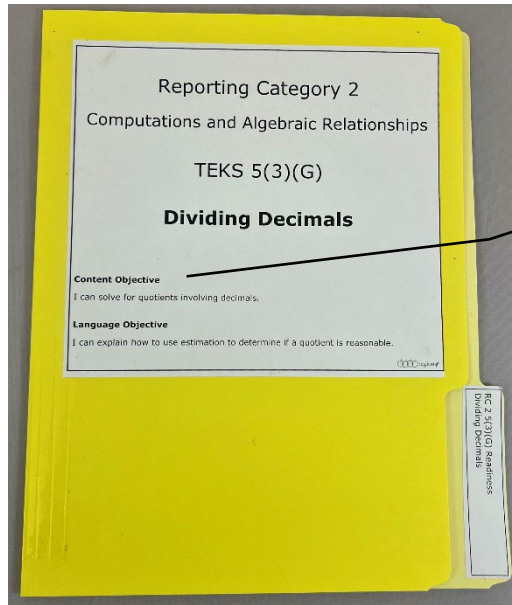
The titles of **Activity Masters** and **Student Pages** are printed in italics for ease of reference.

Reporting Category Folder Color Recommendations

- Reporting Category 1: Red Folders
- Reporting Category 2: Yellow Folders
- Reporting Category 3: Green Folders
- Reporting Category 4: Blue Folders

Mathematics STAAR® Workstations Volume 4 Features

Front Cover



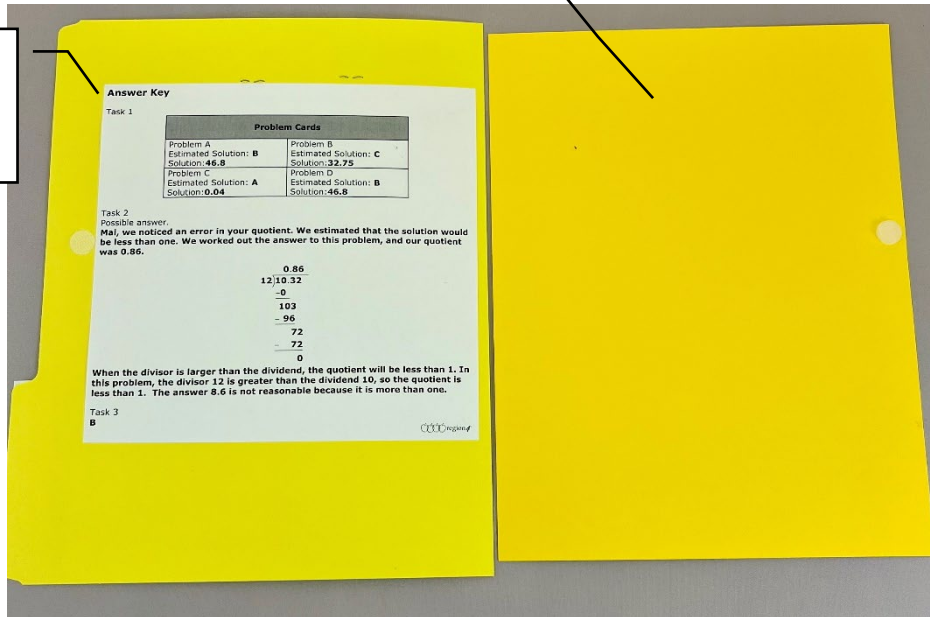
Content Objective and **Language Objective** describe the focus of the TEKS-based activity in student-friendly language.

Folder Tab Labels are provided to aid in organization of folders.

Back Cover

Cardstock Cover keeps an answer key secure until students are ready to check their work.

The **Answer Key** allows students to self-check their answers to each task.

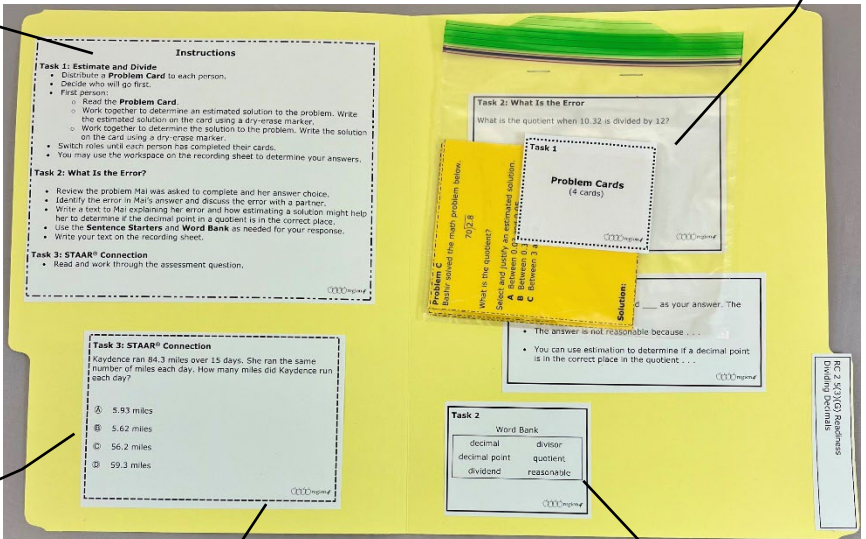


Mathematics STAAR® Workstations Volume 4 Features

Inside Folder

Each workstation includes step-by-step instructions to aid students in completing each task.

Some workstations include card sorts or have other manipulatives. Cards are stored in the folder either in a pocket (created using cardstock or an envelope) or in a resealable plastic bag.



A STAAR® formatted assessment item is included in each station.

Varied border designs are used to distinguish tasks.

Each workstation includes a literacy component to promote understanding and academic vocabulary.

Name: _____ Date: _____

Representing and Solving Multi-Step Equations Recording Sheet

Task 1: Representing Twice

Problem Situation 1	Problem Situation 2
What I know	What I know
Equation	Equation

Task 2: Fact First

Task 3: STAAR® Connection

Ⓐ $p - (4 + 15) \times (6 - 6) \times 5$
 Ⓑ $p - (4 + 15) \times (6 - 6) \times 5$
 Ⓒ $p - 4(15) - 8(6) + 5$
 Ⓓ $p - 4(15) \times 8(6) \times 5$

The answer is ____ because ...

©2023 Region 1 Education Service Center

Each workstation includes a reproducible master that provides students with a study guide.