

Mathematics STAAR® Workstations Volume 4 Features

Volume of Cylinders, Cones, and Spheres

TEKS 8(7)(A)
Reporting Category 3
Geometry and Measurement

Materials
For the folder

- Workstation document
- Green folder
- Green cardstock for answer key cover
- Additional green cardstock
- Hook-and-loop dot
- Packing tape
- Plastic sandwich bag
- Transparency
- Dry-erase markers
- STAAR® Grade 8 Mathematics Reference Materials

1. Print the workstation document.

2. Cut out, arrange, and glue the *Cover* to the front of the folder.

3. Cut out and glue the *Folder Tab Label* to the tab of the folder.

Materials listed aid in activity preparation.

Each activity addresses a specific student expectation that is reflected in the content objective(s).

A different color folder is used for each reporting category to aid in organization. Manila folders may also be used.

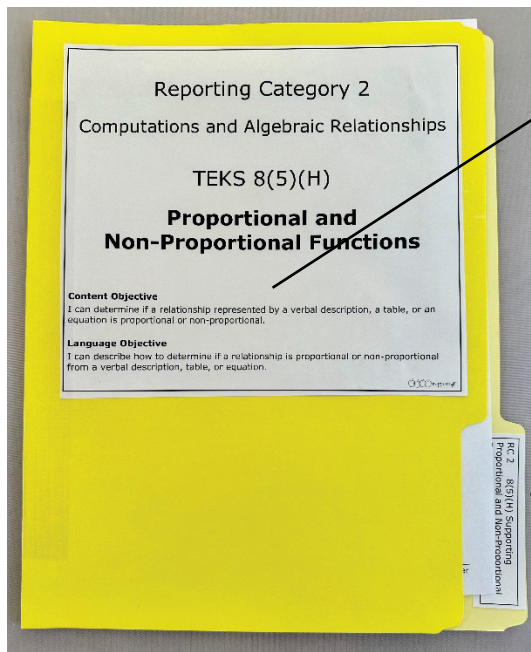
The titles of **Activity Masters** and **Student Pages** are printed in italics for ease of reference.

Reporting Category Folder Color Recommendations

- Reporting Category 1: Red Folders
- Reporting Category 2: Yellow Folders
- Reporting Category 3: Green Folders
- Reporting Category 4: Blue Folders

Mathematics STAAR® Workstations Volume 4 Features

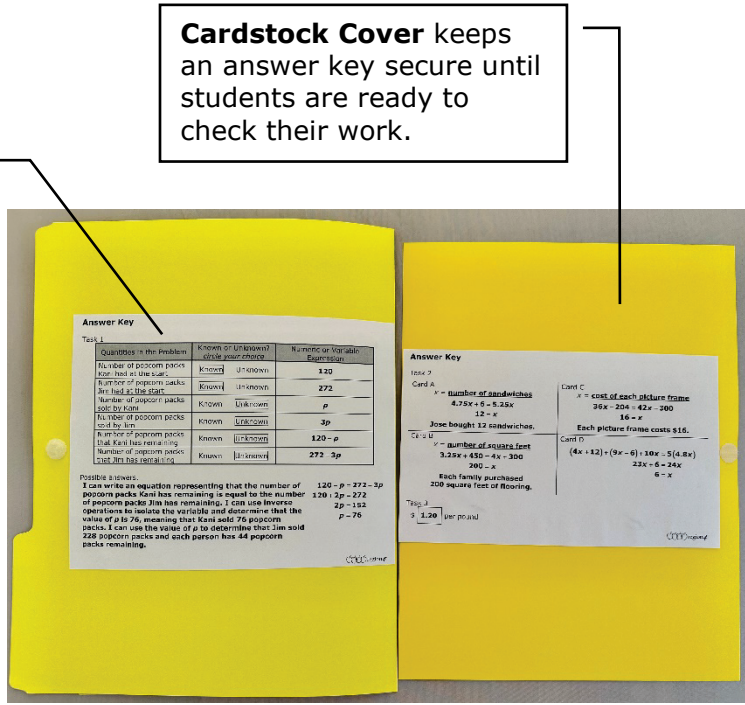
Front Cover



Content Objective and **Language Objective** describe the focus of the TEKS-based activity in student-friendly language.

Folder Tab Labels are provided to aid in organization of folders.

Back Cover



The **Answer Key** allows students to self-check their answers to each task.

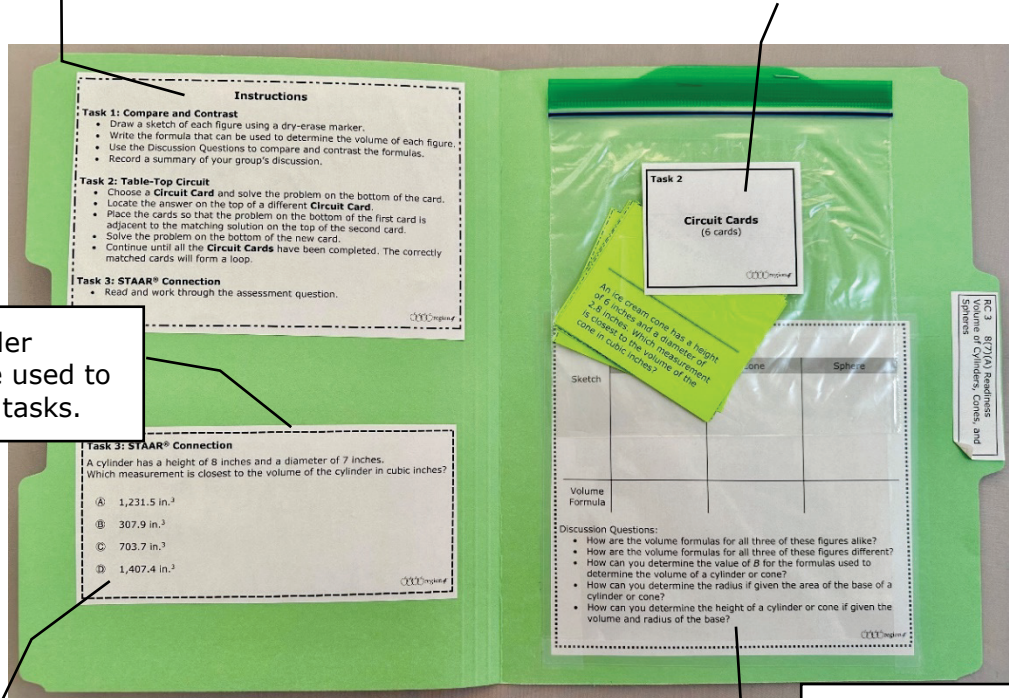
Cardstock Cover keeps an answer key secure until students are ready to check their work.

Mathematics STAAR® Workstations Volume 4 Features

Inside Folder

Each workstation includes step-by-step instructions to aid students in completing each task.

Some workstations include card sorts or have other manipulatives. Cards are stored in the folder either in a pocket (created using cardstock or an envelope) or in a resealable plastic bag.



Varied border designs are used to distinguish tasks.

A STAAR® formatted assessment item is included in each station.

Each workstation includes a literacy component to promote understanding and academic vocabulary.

Each workstation includes a reproducible master that provides students with a study guide.

Name: _____ Date: _____

Volume of Cylinders, Cones, and Spheres Recording Sheet

Task 1: Compare and Contrast

Task 2: Table-Top Circuit

Card _____	Card _____	Card _____
Card _____	Card _____	Card _____

Task 3: STAAR® Connection

The answer is _____ because . . .

42 ©2023 Region 4 Education Service Center