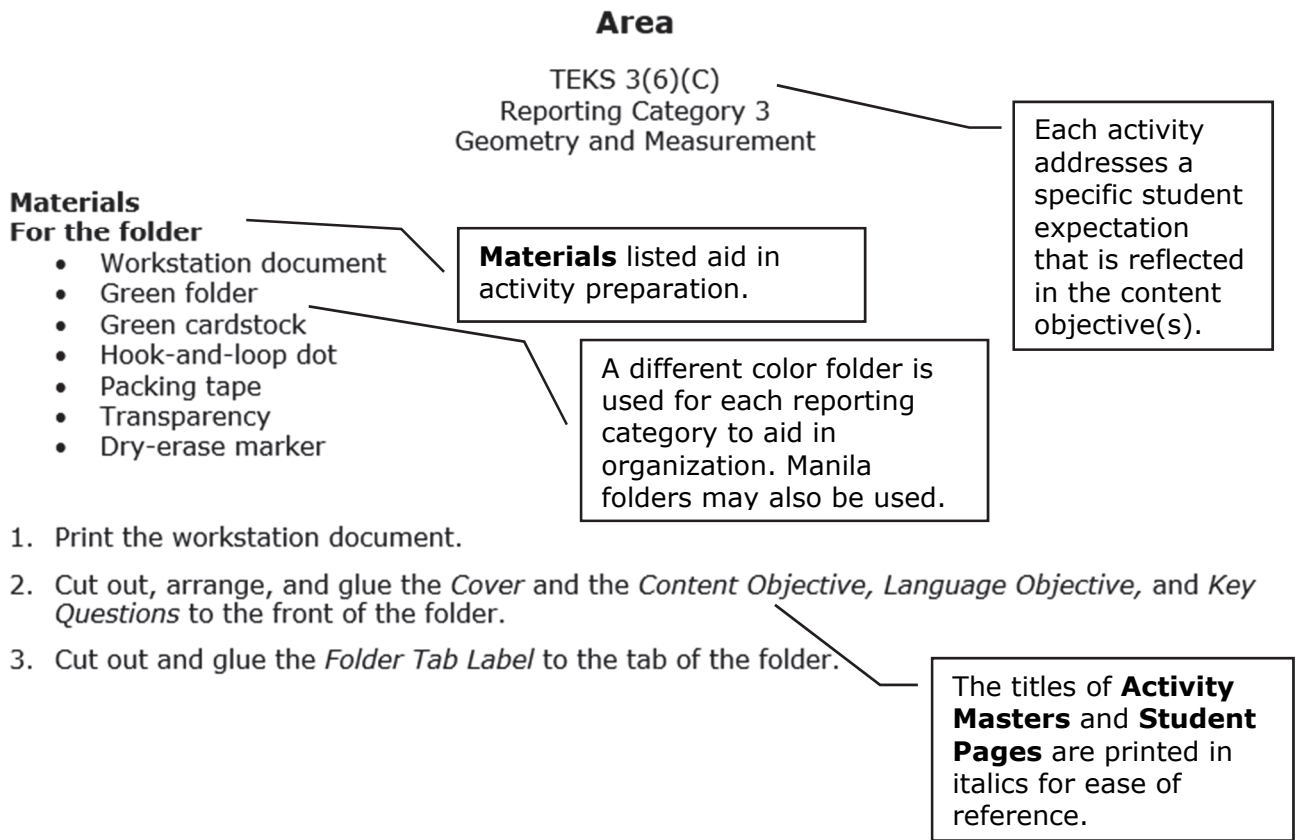


## Mathematics STAAR® Workstations Volume 2 Features

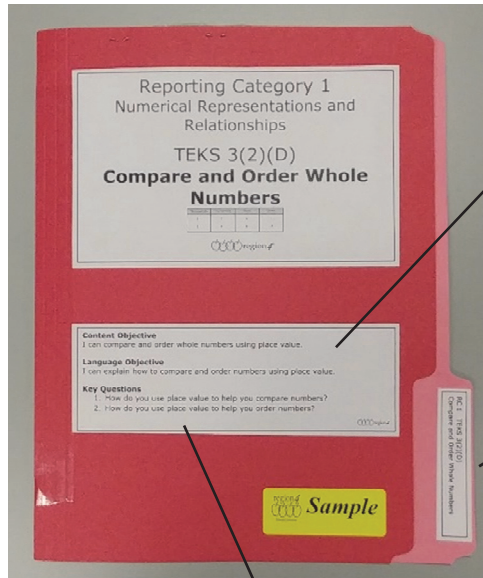


### Reporting Category Folder Color Recommendations

- Reporting Category 1: Red Folders
- Reporting Category 2: Yellow Folders
- Reporting Category 3: Green Folders
- Reporting Category 4: Blue Folders

# Mathematics STAAR® Workstations Volume 2 Features

## Front Cover



**Language Objective and Content Objective** describe the focus of the TEKS-based activity in student-friendly language.

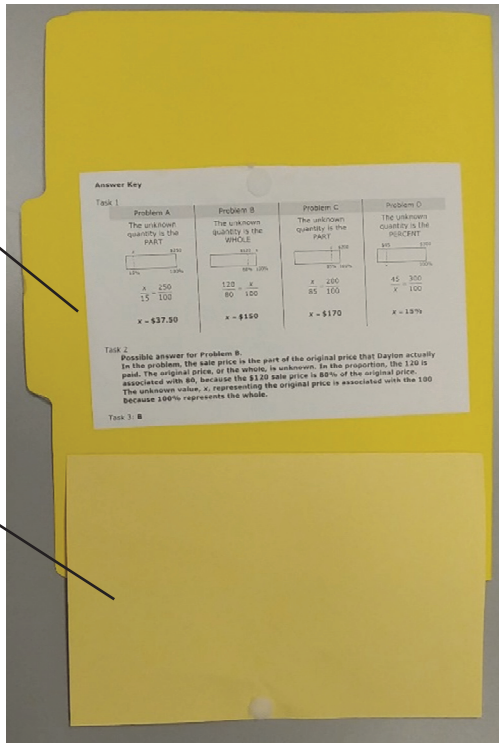
**Folder Tab Labels** are provided to aid in organization of folders.

**Key Questions** help students focus on what they should know after completing the tasks in each activity folder. They also serve to focus student discourse while completing the tasks.

## Back Cover

The **Answer Key** allows students to self-check their answers to each task.

**Cardstock Cover** keeps an answer key secure until students are ready to check their work.

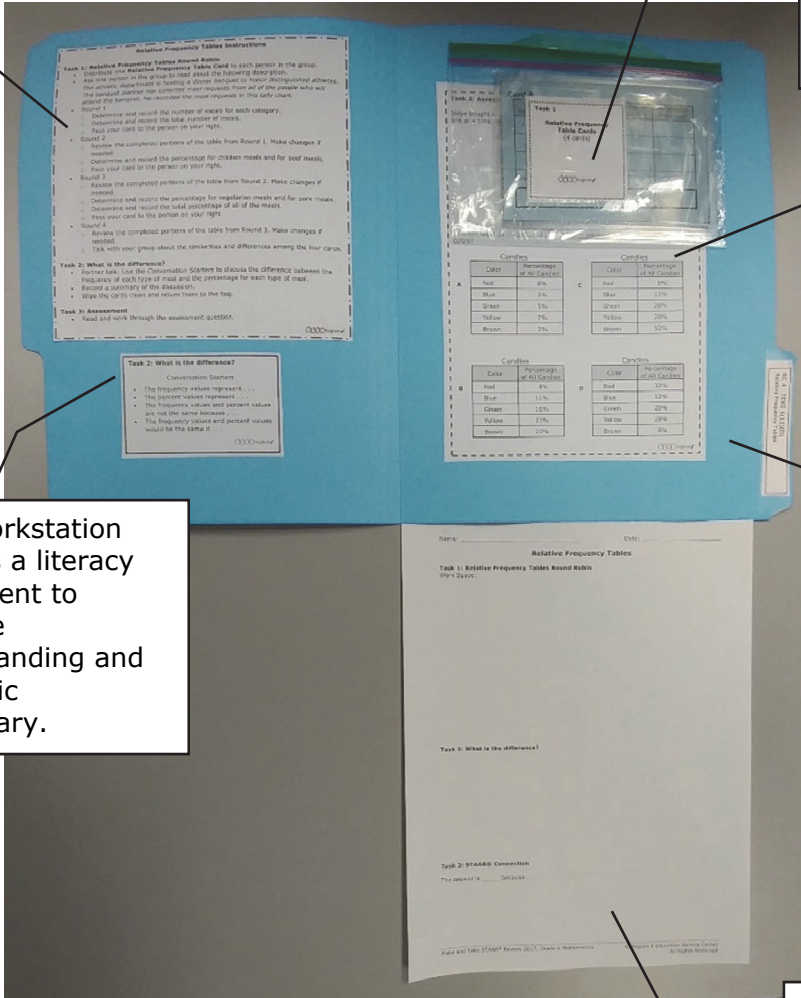


# Mathematics STAAR® Workstations Volume 2 Features

## Inside Folder

Each workstation includes step-by-step instructions to aid students in completing each task.

Some workstations include card sorts or have other manipulatives. Cards are stored in the folder either in a pocket (created using cardstock or an envelope) or in a resealable plastic bag.



A STAAR® -formatted assessment item is included in each station.

Each workstation includes a literacy component to promote understanding and academic vocabulary.

Varied border designs are used to distinguish tasks.

Each workstation includes a reproducible master that provides students with a study guide.