

What is *Integrating Fluency Practice: Grade 6 Mathematics, Volume 1*?

This supplemental resource features collections of fluency activities supporting instruction aligned to the Texas Essential Knowledge and Skills.

Each fluency practice activity takes approximately 10 minutes to facilitate as a regular part of daily mathematics instruction, intervention, or tutoring sessions.

Activities are designed to engage students while increasing mathematical proficiency, including computational and procedural fluency.

Facilitating fluency practice activities

Each activity includes tasks or prompts for the teacher to use when implementing the activity with students. Display pages are provided for most tasks. The teacher may choose to display the tasks using a digital projection device for whole class display, print copies for small group display, or print copies for individual students. The tasks or prompts provide a starting place for these activities. Teachers are encouraged to supplement the tasks or prompts based on the needs of the students and available time.

For some activities, students may benefit from recording their thinking in writing or having possible answers pre-written in student response card format. For these activities, whiteboards are suggested within the teacher notes. If student whiteboards are not available, teachers may choose to have students write on their desks or on blank paper inside a sheet protector with dry erase markers. When using whiteboards, prompt students to show their responses after recording each answer and provide immediate feedback to each student.

Prior to implementation, the teacher may determine that access to additional resources, such as manipulatives or the STAAR® Reference Materials, will benefit students for a specific activity. If so, the teacher can provide these additional resources as needed.

Providing feedback to students

"Feedback is about closing the gap between current and desired learning."

(Hattie & Clarke, 2019)

For each task within a fluency practice activity, the teacher should provide immediate feedback to every student before proceeding to the next task. Feedback for incorrect responses should be concise and specific enough to help each student identify and correct any errors. If consistent error patterns emerge, the teacher should note that re-teaching at a later time may be necessary.


Effective feedback focuses on refining students' understanding of the content. Some examples of effective feedback are:

- If you answered 16, you likely halved the number. The task was to double the number. Please refine your answer.
- The answer is 16. Try again, this time representing your thinking on the whiteboard to get to an answer of 16.
- The answer is 16. Some recorded 61. If you recorded 61, you determined the correct digits. However, you did not record the digits with the correct place values. Try using a place value mat to support your thinking.
- The answer is (6, 1). If you recorded (1, 6) you reversed the x- and y-coordinates of the point. Why is order important when recording the coordinates of a point?

What is Integrating Fluency Practice: Grade 6 Mathematics, Volume 1?

Connections to *Closing the Distance, Grade 6 Mathematics*

The fluency practice activities within *Integrating Fluency Practice: Grade 6 Mathematics, Volume 1* align to the content of *Closing the Distance, Grade 6 Mathematics*. Additionally, the fluency practice activities may be used to support implementation of the *Sample Tutoring Plans for Closing the Distance*. These tutoring plans are available at no additional cost for those who have purchased *Closing the Distance*. For more information about *Closing the Distance* or the *Sample Tutoring Plans for Closing the Distance* please contact math@esc4.net.



A strong tutoring program has in place:

- Well-trained, consistent tutors who build strong relationships with students
- High-quality instructional materials aligned to standards and classwork
- One-to-one or small groups (3 or less) for individualized support
- Tutoring sessions embedded in the school day or immediately before or after to maximize student access
- At least 3 sessions per week for a minimum of 30 minutes per session
- Data-driven planning, utilizing aligned formative assessments, with tutors building sessions around student strengths and needs (Texas Education Agency, 2021)

References

Hattie, John, and Shirley. *Visible Learning: Feedback*. New York, NY: Routledge, 2019.

Kanter, Patsy F., and Steve Leinwand. *Developing Numerical Fluency: Making Numbers, Facts, and Computation Meaningful*. Portsmouth, NH: Heinemann, 2018.

Swafford, Jane, Bradford Findell, and Jeremy Kilpatrick. *Adding It All up: How Children Learn Mathematics*. Washington, DC: National Academy Press, 2001.

Texas Education Agency. "Texas Tutoring Supports." Texas Education Agency. Texas Education Agency, August 2, 2022. <https://tea.texas.gov/texas-schools/health-safety-discipline/covid/texas-tutoring-supports>.

What is in a fluency practice activity set?

Component of mathematical fluency reflected in the fluency connection

Mathematical topic and grade level for this set of fluency practice activities

Specific fluency practice activity title

Teacher notes describing how to facilitate each activity with students and any needed materials

Tasks provided to use as prompts for this activity

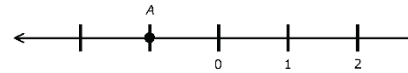
Fluency Practice: Ordering Rational Numbers, Grade 6

Fluency Connection:

A fluent student can quickly identify benchmark fractions and integers.

Fluency Practice: Identifying Benchmark Fractions and Integers

Say: We will be using what we know about fractions and number lines to determine the value of given points. I will show you a number line with a plotted point, and you will determine the value for that point. For example, I will show this number line. You would write down the value of the given point, A, "-1."



Possible points:

B $\frac{1}{2}$

C $\frac{3}{2}$ or $1\frac{1}{2}$

D -2

E $\frac{1}{4}$

F $\frac{3}{4}$

G $\frac{5}{4}$ or $1\frac{1}{4}$

H $-\frac{1}{2}$

I $-\frac{5}{4}$ or $-1\frac{1}{4}$

Notes:

Space for teachers to record notes related to this activity, including implementation ideas, materials, student progress monitoring, etc.

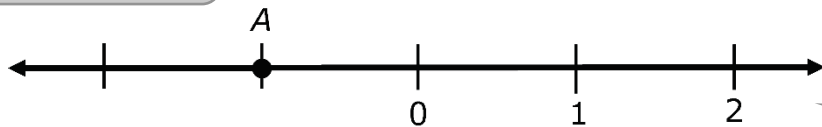
1

© 2022 Region 4 Education Service Center

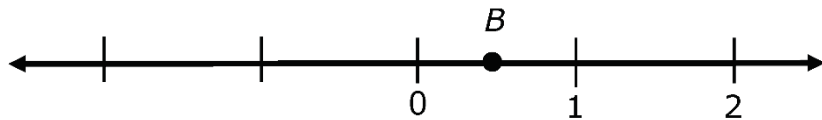
Fluency Practice: Ordering Rational Numbers, Grade 6

Identifying Benchmark Fractions and Integers

Title of fluency practice activity



Display pages formatted to facilitate digital projection using large font and landscape orientation



Up to two tasks per display page

2

© 2022 Region 4 Education Service Center