

What is in a fluency practice activity set?

Component of mathematical fluency reflected in the fluency connection

Mathematical topic and grade level for this set of fluency practice activities

Fluency Practice: Representing Decimals, Grade 4

Specific fluency practice activity title

Teacher notes describing how to facilitate each activity with students and any needed materials

Tasks provided to use as prompts for this activity

Fluency Connection:
A fluent student can quickly translate between concrete, pictorial, verbal, and numeric representations of decimals.

Fluency Practice: Recognizing Representations
Say: We will practice recognizing representations of decimals. The representation may be money, a base ten model, or a pictorial model of a fraction. For base ten models, one flat represents one whole. For ten frames, one ten frame represents one whole. When I show you a representation, you will respond by naming a decimal or fraction represented by the model. For example, if I show you two dollars and three dimes, you would say, "two and three tenths."

Note: Representations may include actual manipulatives or pictures of models.

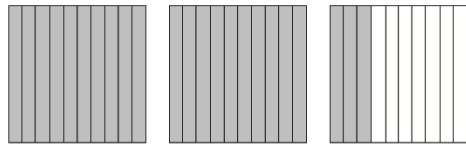
Possible representations to share:
2 flats and 3 rods
1 dollar, 1 nickel, and 5 pennies
A 3 by 4 array with 3 columns shaded
1 ten frame with 6 squares shaded



Notes:

Fluency Practice: Representing Decimals, Grade 4

Title of fluency practice activity

Recognizing Representations



Space for teachers to record notes related to this activity, including implementation ideas, materials, student progress monitoring, etc.

1 © 2022 Region 4 Education Service Center

Up to two tasks per display page

2 © 2022 Region 4 Education Service Center

Display pages formatted to facilitate digital projection using large font and landscape orientation

What is in a fluency practice activity set?

Component of mathematical fluency reflected in the fluency connection

Mathematical topic and grade level for this set of fluency practice activities

Specific fluency practice activity title

Fluency Practice: Representing Decimals, Grade 4

Teacher notes describing how to facilitate each activity with students and any needed materials

Fluency Connection:

A fluent student can quickly translate between concrete, pictorial, verbal, and numeric representations of decimals.

Fluency Practice: Recognizing Representations

Say: We will practice recognizing representations of decimals. The representation may be money, a base ten model, or a pictorial model of a fraction. For base ten models, one flat represents one whole. For ten frames, one ten frame represents one whole. When I show you a representation, you will respond by naming a decimal or fraction represented by the model. For example, if I show you two dollars and three dimes, you would say, "two and three tenths."

Note: Representations may include actual manipulatives or pictures of models.

Possible representations to share:

- 2 flats and 3 rods
- 1 dollar, 1 nickel, and 5 pennies
- A 3 by 4 array with 3 columns shaded
- 1 ten frame with 6 squares shaded

Tasks provided to use as prompts for this activity

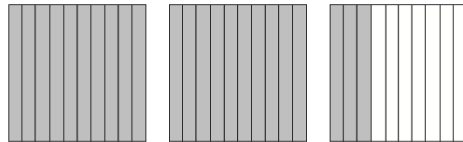
Notes:

Space for teachers to record notes related to this activity, including implementation ideas, materials, student progress monitoring, etc.

Fluency Practice: Representing Decimals, Grade 4

Recognizing Representations

Title of fluency practice activity



Display pages formatted to facilitate digital projection using large font and landscape orientation

Up to two tasks per display page