

Mathematics STAAR® Workstations Volume 3 Features

Materials listed aid in activity preparation.

Materials For the folder

- Workstation document
- Green folder
- Green cardstock for answer key cover
- Additional cardstock for activities
- Hook-and-loop dot
- Packing tape
- Plastic sandwich bag
- Transparency
- Dry-erase markers
- STAAR® Grade 7 Mathematics Reference Materials

Circumference

TEKS 7(9)(B)
Reporting Category 3
Geometry and Measurement

Each activity addresses a specific student expectation that is reflected in the content objective(s).

A different color folder is used for each reporting category to aid in organization. Manila folders may also be used.

1. Print the workstation document.
2. Cut out, arrange, and glue the *Cover* and the *Content Objective*, *Language Objective*, and *Key Questions* to the front of the folder.
3. Cut out and glue the *Folder Tab Label* to the tab of the folder.

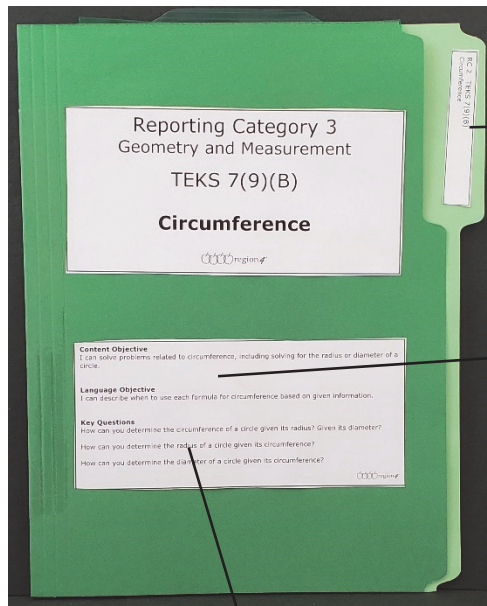
The titles of **Activity Masters** and **Student Pages** are printed in italics for ease of reference.

Reporting Category Folder Color Recommendations

- Reporting Category 1: Red Folders
- Reporting Category 2: Yellow Folders
- Reporting Category 3: Green Folders
- Reporting Category 4: Blue Folders

Mathematics STAAR® Workstations Volume 3 Features

Front Cover



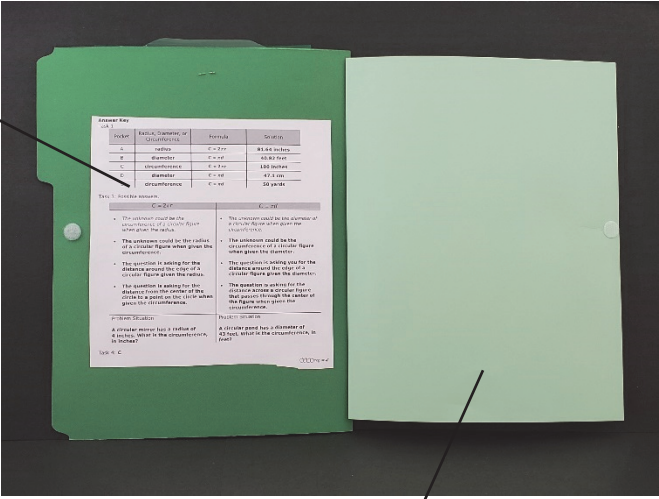
Folder Tab Labels are provided to aid in organization of folders.

Language Objective and Content Objective describe the focus of the TEKS-based activity in student-friendly language.

Key Questions help students focus on what they should know after completing the tasks in each activity folder. They also serve to focus student discourse while completing the tasks.

Back Cover

The **Answer Key** allows students to self-check their answers to each task.




Cardstock Cover keeps an answer key secure until students are ready to check their work.

Mathematics STAAR® Workstations Volume 3 Features

Inside Folder

Each workstation includes step-by-step instructions to aid students in completing each task.

Some workstations include card sorts or have other manipulatives. Cards are stored in the folder either in a pocket (created using cardstock or an envelope) or in a plastic sandwich bag.



Each workstation includes a literacy component to promote understanding and academic vocabulary.

Varied border designs are used to distinguish tasks.

A STAAR® -formatted assessment item is included in each station.

Work#: _____ Date: _____

Circumference Recording Sheet

Task 1: Radius, Diameter, or Circumference?
Workspace

A _____

B _____

C _____

D _____

E _____

Task 3: STAAR® Connection
The answer is _____ because . . .

© 2017, Texas Education Agency, Inc.

Each workstation includes a reproducible master that provides students with a study guide.