

## Mathematics STAAR® Workstations Volume 3 Features

**Materials** listed aid in activity preparation.

### Problem Solving with Percents

TEKS 6(5)(B)  
Reporting Category 2  
Computations and Algebraic Relationships

Each activity addresses a specific student expectation that is reflected in the content objective(s).

#### Materials For the folder

- Workstation document
- Yellow folder
- Yellow cardstock for answer key cover
- Additional cardstock for activities
- Hook-and-loop dot
- Packing tape
- Plastic sandwich bag

A different color folder is used for each reporting category to aid in organization. Manila folders may also be used.

1. Print the workstation document.
2. Cut out, arrange, and glue the *Cover* and the *Content Objective, Language Objective, and Key Questions* to the front of the folder.
3. Cut out and glue the *Folder Tab Label* to the tab of the folder.

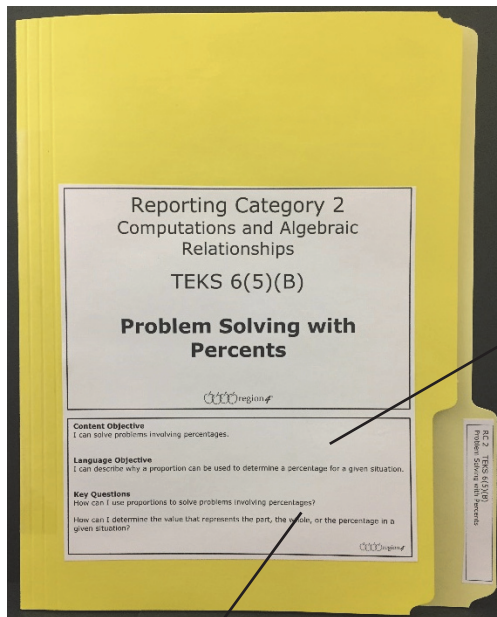
The titles of **Activity Masters** and **Student Pages** are printed in italics for ease of reference.

### Reporting Category Folder Color Recommendations

- Reporting Category 1: Red Folders
- Reporting Category 2: Yellow Folders
- Reporting Category 3: Green Folders
- Reporting Category 4: Blue Folders

# Mathematics STAAR® Workstations Volume 3 Features

## Front Cover



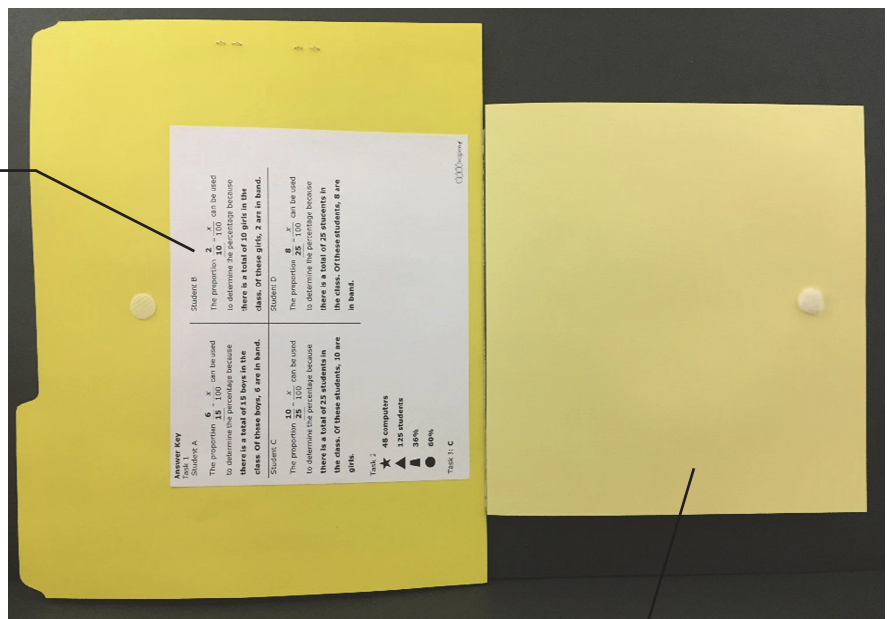
**Language Objective** and **Content Objective** describe the focus of the TEKS-based activity in student-friendly language.

**Folder Tab Labels** are provided to aid in organization of folders.

**Key Questions** help students focus on what they should know after completing the tasks in each activity folder. They also serve to focus student discourse while completing the tasks.

## Back Cover

The **Answer Key** allows students to self-check their answers to each task.



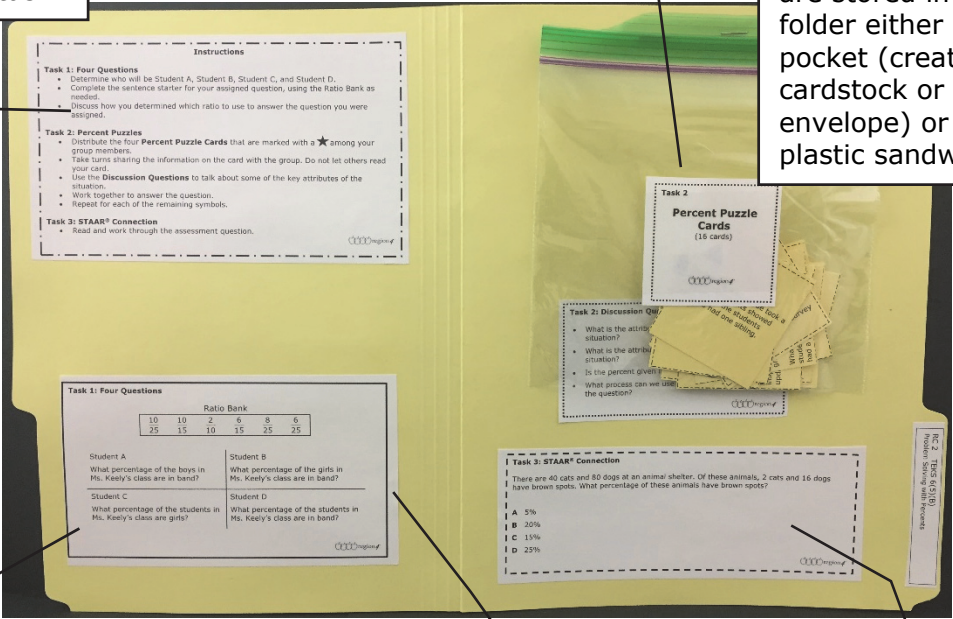
**Cardstock Cover** keeps an answer key secure until students are ready to check their work.

# Mathematics STAAR® Workstations Volume 3 Features

## Inside Folder

Each workstation includes step-by-step instructions to aid students in completing each task.


Some workstations include card sorts or have other manipulatives. Cards are stored in the folder either in a pocket (created using cardstock or an envelope) or in a plastic sandwich bag.



Each workstation includes a literacy component to promote understanding and academic vocabulary.

Varied border designs are used to distinguish tasks.

A STAAR® -formatted assessment item is included in each station.



Each workstation includes a reproducible master that provides students with a study guide.